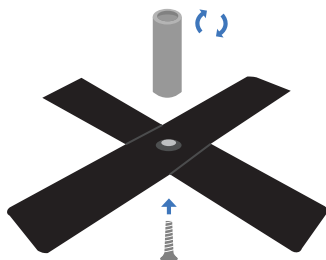
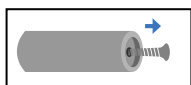
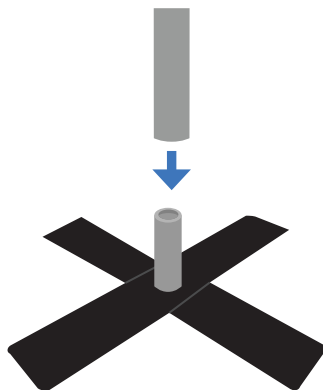


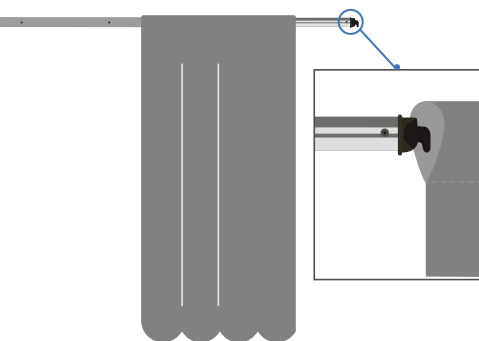
- 1** Remove the screw from the bottom of the pin. Place the screw through the desired pin hole on the base and tighten the pin until secure.



- 2** Place the Upright over the pin.



- 3** String drape onto the Drape Support before hanging.



- 4** Attach each Hook End of the Drape Support to the CastleTop® on the top of the Upright



Set Up Video

